


Specifications

Model Number: 10-0155
Input Voltage: 230v AC
Frequency: 50/60 Hz.
Lamp Type: See Chart on Next Page
Certifications: UL #E191525
Size: 11.73" x 3.23" x 1.23"
Weight: 32.8 oz.
Mounting: Slotted Mounting Tabs



1. Ground case in accordance with the National Electric Code.
2. Remote mounting distance varies with lamp type, consult factory with requirements.



10-0155
230-240V 50/60 HZ

ATLANTIC ULTRAVIOLET CORPORATION

375 Marcus Boulevard • Hauppauge, NY 11788
 (631) 273-0500 • Fax: (631) 273-0771
 Sales@AtlanticUV.com • Ultraviolet.com
 BuyUltraviolet.com

Danger High Voltage!

WARNING: Install in accordance with the national and local electrical codes. Disconnect power before servicing. Ballast must be grounded.

ATTENTION: L'installation doit être conforme aux normes du code national électrique. Débranchez l'alimentation avant l'entretien. Le ballast doit être mis à la terre.

INPUT: 230-240V, 50/60Hz
 MAXIMUM CURRENT: 1.10A
 RFI EMI: FCC Part 18A
 SOUND RATING: A
 CLASS: P
 TYPE: 1 or 2 Outdoor
 MAX. VOLTAGE OUTPUT: 600VAC
 CIRCUIT OR TO GROUND:
 INSTANT START: See Lamp Specs
 MIN. BALLAST START: -20°F
 MIN. LAMP START: See Lamp Specs

230V HIGH POWER FACTOR Inherent Thermal Protection

APPROVED FOR LAMP COMBINATION OF 220W MAX. CFS4P/CFQ4P, CFM4P, CR224P, CR24P, CR404P, CR550S4P LINEAR T8HO, T10, T10VHO, T12, T12SO AND T12VHO, WHEN USED PER PERMISSIBLE PROGRAM SUITABLE FOR 'AIR HANDLING SPACES', TYPE 'H' APPROVED

When this ballast is used outside of Canada or if only used in the United States, this ballast is approved for additional lamp types: CFS4P, CFQ4P, CFM4P, CR224P, CR24P, CR404P, CR550S4P. For use only with a compact circular lamp. Use or a similar lamp that would employ a lampholder arrangement that disconnects all lamp contacts simultaneously. Visit ultraviolet.com/wiringdiagram for instructions and wiring diagram.

Surelite™
ELECTRONIC BALLAST

RoHS COMPLIANT

UL US
#E191525
FLUORESCENT LAMP BALLAST 34EF

The information and recommendations contained in this publication are based upon data collected by the Atlantic Ultraviolet Corporation® and are believed to be correct. However, no guarantee or warranty of any kind, expressed or implied, is made with respect to the information contained herein. Specifications and information are subject to change without notice.

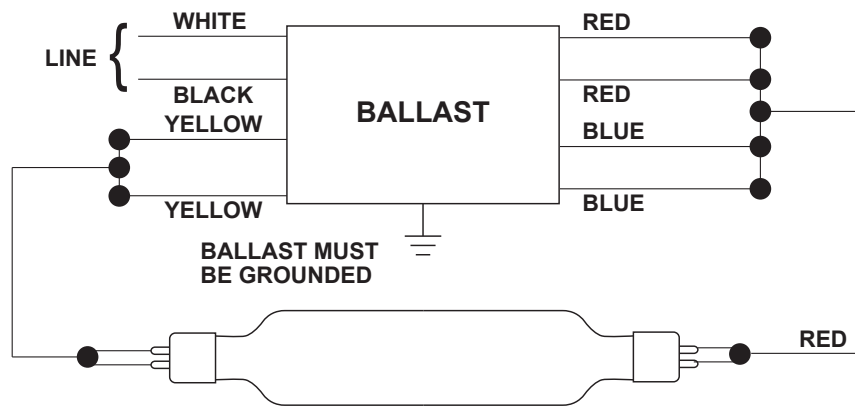
Lamp Types

Lamp Types	Wiring Diagram
SANITRON® S2400C Lamp Part No. 05-1311-R	1
GX48L	1
GX48VZ	1
GX48L/4	2
GX48VZ/4	2

This ballast may be acceptable for use with lamps not listed here.
Contact us to discuss your requirement.

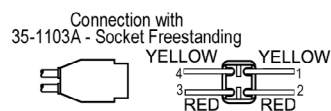
Connections

Wiring Diagram 1



Wiring Diagram 2

Call factory with additional
connection questions
631-273-0500



The information and recommendations contained in this publication are based upon data collected by the Atlantic Ultraviolet Corporation® and are believed to be correct. However, no guarantee or warranty of any kind, expressed or implied, is made with respect to the information contained herein. Specifications and information are subject to change without notice.