

Sanidyne®

ULTRAVIOLET PORTABLE AREA SANITIZERS

PRIME ❄️ | PRIME ❄️ REMOTE | PLUS + | PREMIUM ⚙️

User's Guide



Sales@AtlanticUV.com – 631-273-0500 – Ultraviolet.com – BuyUltraviolet.com

SINCE 1963
ATLANTIC U ULTRAVIOLET
CORPORATION®

User's Guide - Safety First

This User's Guide MUST be utilized in conjunction with the **Sanidyne®** Owner's Manual for Installation, Operation & Maintenance for your specific model.

Sanidyne®

ULTRAVIOLET PORTABLE AREA SANITIZERS

PRIME ❄️ | PRIME ❄️ REMOTE | PLUS + | PREMIUM ⚙️



98-1724



98-1614



98-1709



98-1692

User's Guide - Safety First

READ Owner's Manual for Installation, Operation & Maintenance. Read and Follow ALL Safety Instructions.

Additional Copies of the Manual are Available on Ultraviolet.com & BuyUltraviolet.com.

Contact a UV Application Specialist with Any Questions.



Sanidyne®

ULTRAVIOLET PORTABLE AREA SANITIZERS

PRIME ❄️ | PRIME ❄️ REMOTE | PLUS + | PREMIUM ⚙️



User's Guide - Safety First

Sanidyne®

ULTRAVIOLET PORTABLE AREA SANITIZERS


PRIME ❄️ | PRIME ❄️ REMOTE | PLUS + | PREMIUM ⚙️

PREMIUM
480 UV Watts

PLUS
312 UV Watts

PRIME REMOTE
143 UV Watts

PRIME
143 UV Watts



PRIME Pictured
with & without
Protective Cover

User's Guide - Safety First

Sanidyne® is for use **ONLY**
in **UNOCCUPIED** Areas.



Sanidyne®

ULTRAVIOLET PORTABLE AREA SANITIZERS

PRIME ❄️ | PRIME ❄️ REMOTE | PLUS + | PREMIUM ⚙️



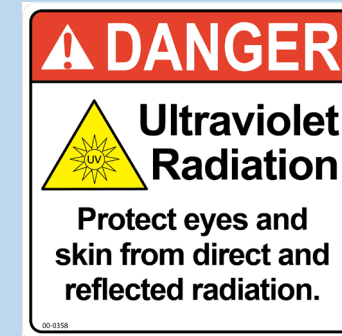
User's Guide - Safety First

Operators **MUST** Post the Provided Safety Signs and Labels When **Sanidyne®** is in use.

Sanidyne®

ULTRAVIOLET PORTABLE AREA SANITIZERS

PRIME ❄️ | PRIME ❄️ REMOTE | PLUS + | PREMIUM ⚙️



Contact a UV Application Specialist for Additional Signs or Labels

Sales@AtlanticUV.com – 631-273-0500 – Ultraviolet.com – BuyUltraviolet.com



User's Guide - Safety First

Sanidyne®

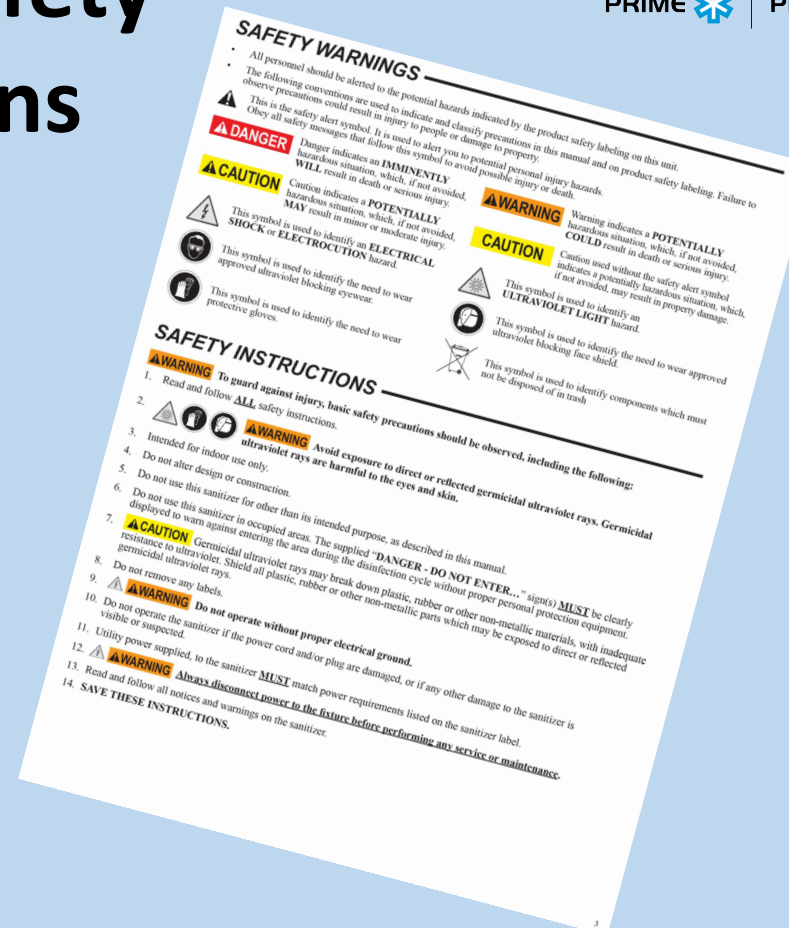
ULTRAVIOLET PORTABLE AREA SANITIZERS

PRIME ❄️ | PRIME ❄️ REMOTE | PLUS + | PREMIUM ⚙️

Read and Understand Safety Warnings and Instructions

See Page 3 of your Owner's Manual

Contact a UV Application Specialist
With Any Questions



User's Guide - Safety First

Inspect all Safety Warning Labels

See Page 4 (Page 4-5 for Prime Model) of your Owner's Manual for Labels and Label Locations.

It is the user's responsibility to inspect and confirm the presence and good legibility of the product safety labels. Contact a UV Application Specialist for replacement labels if needed.

Sanidyne®



ULTRAVIOLET PORTABLE AREA SANITIZERS

PRIME ❄️

PRIME ❄️ REMOTE

PLUS +

PREMIUM ⚙️



User's Guide - Safety First

Safety procedures **MUST** be implemented to **prevent ultraviolet exposure** of occupants to direct or reflected ultraviolet rays.

Exposure to germicidal ultraviolet rays will result in the irritation of the eyes and reddening of the skin.

See Page 5 (Page 6 for the Prime Model) for Construction, Principal of Operation, and Limitations.

Sanidyne®

ULTRAVIOLET PORTABLE AREA SANITIZERS

PRIME ❄️ | PRIME ❄️ REMOTE | PLUS + | PREMIUM ⚙️



User's Guide - Safety First

Personal Protection Equipment is **REQUIRED** when entering the irradiated space with the germicidal lamps operating.

Personal protection equipment includes skin and eye protection such as gloves, long sleeves with NO GAPS between cuff and gloves, and an ultraviolet blocking face shield (included with the purchase of the Sanidyne®).

Sales@AtlanticUV.com – 631-273-0500 – Ultraviolet.com – BuyUltraviolet.com

Sanidyne®

ULTRAVIOLET PORTABLE AREA SANITIZERS

PRIME ❄️ | PRIME ❄️ REMOTE | PLUS + | PREMIUM ⚙️



A SINCE 1963
ATLANTIC **U** **ULTRAVIOLET**
CORPORATION®

User's Guide - Safety First

UNPACKING – In Order to Perform this Task, be Sure to Wear the Following Safety Equipment: Safety Glasses or a Face Shield, as well as Gloves.

See Page 6 (Page 7 for the Prime Manual)
of your Owner's Manual

Sanidyne®

ULTRAVIOLET PORTABLE AREA SANITIZERS

PRIME ❄️ | PRIME ❄️ REMOTE | PLUS + | PREMIUM ⚙️



User's Guide - Safety First

UNIT PLACEMENT

The **Sanidyne**[®] is intended for use in UNOCCUPIED AREAS ONLY. Under no circumstances, should this sanitizer be permitted to operate with humans, plants, or animals present in the Operation Area.

See Page 10 (Page 8 for the Prime Model)
of your Owner's Manual

Sales@AtlanticUV.com – 631-273-0500 – Ultraviolet.com – BuyUltraviolet.com

Sanidyne[®]

ULTRAVIOLET PORTABLE AREA SANITIZERS

PRIME ❄️ | PRIME ❄️ REMOTE | PLUS + | PREMIUM ⚙️



ATLANTIC **UV** **ULTRAVIOLET**
CORPORATION[®] SINCE 1963

User's Guide - Safety First

UNIT PLACEMENT

The **Sanidyne**[®] is intended for INDOOR use only. The **Sanidyne**[®] should be protected from liquid intrusion such as dripping water, condensation, or mist, and used only in a clean, dry location with temperature ranges between 40°F to 95°F.

See Page 10 (Page 8 for the Prime Model)
of your Owner's Manual

Sales@AtlanticUV.com – 631-273-0500 – Ultraviolet.com – BuyUltraviolet.com

Sanidyne[®]

ULTRAVIOLET PORTABLE AREA SANITIZERS

PRIME ❄️ | PRIME ❄️ REMOTE | PLUS + | PREMIUM ⚙️



ATLANTIC **UV** **ULTRAVIOLET**
CORPORATION[®] SINCE 1963

User's Guide - Safety First

LAMP INSTALLATION – In Order to Perform this Task, be Sure to Wear the Following Safety Equipment: Safety Glasses or a Face Shield, as well as Gloves.



See Page 9 (Page 8 for the Prime Model) of your Owner's Manual

Sanidyne®

ULTRAVIOLET PORTABLE AREA SANITIZERS

PRIME ❄️ | PRIME ❄️ REMOTE | PLUS + | PREMIUM ⚙️



User's Guide - Safety First

LAMP INSTALLATION

[!CAUTION] Germicidal lamps are easily damaged. Exercise care when handling lamps.

[!WARNING] Always disconnect power to the **Sanidyne**® before performing any service or maintenance

See Page 9 (Page 8 for the Prime Model)
of your Owner's Manual


Sales@AtlanticUV.com – 631-273-0500 – Ultraviolet.com – BuyUltraviolet.com



Sanidyne®

ULTRAVIOLET PORTABLE AREA SANITIZERS

PRIME ❄️ | PRIME ❄️ REMOTE | PLUS + | PREMIUM ⚙️



ATLANTIC **AU** **ULTRAVIOLET**
CORPORATION®

SINCE 1963

User's Guide - Safety First

UNIT PLACEMENT

Electrical power supplied to the **Sanidyne®** must match power requirements listed on the **Sanidyne®**.

See Page 10 (Page 8 for the Prime Model)
of your Owner's Manual

Sanidyne®

ULTRAVIOLET PORTABLE AREA SANITIZERS

PRIME ❄️ | PRIME ❄️ REMOTE | PLUS + | PREMIUM ⚙️

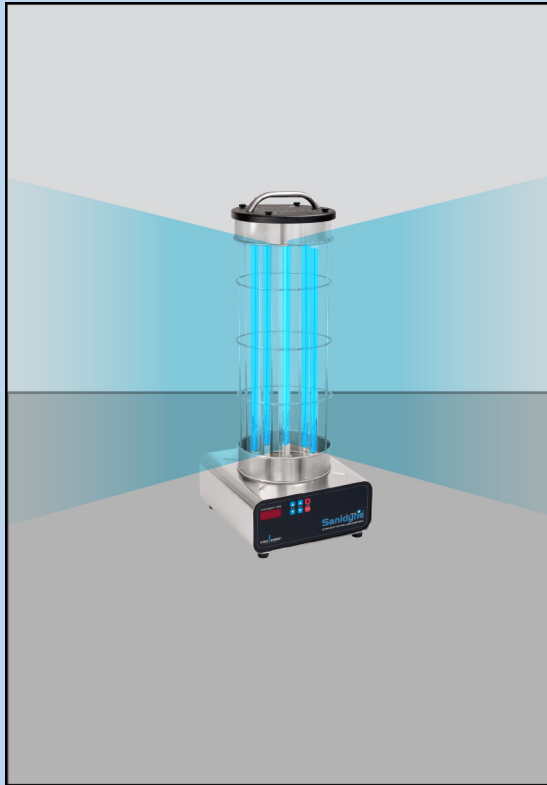


User's Guide - Safety First

Sanidyne®

ULTRAVIOLET PORTABLE AREA SANITIZERS

PRIME ❄️ | PRIME ❄️ REMOTE | PLUS + | PREMIUM ⚙️



UNIT PLACEMENT

For maximum efficiency, the **Sanidyne®** should be located as centrally as possible, away from the corners of the treatment area. It is most effective when located in the center of the room and the ultraviolet rays are unobstructed.

See Page 10 (Page 8 for the Prime Model) of your Owner's Manual

Sales@AtlanticUV.com – 631-273-0500 – Ultraviolet.com – BuyUltraviolet.com

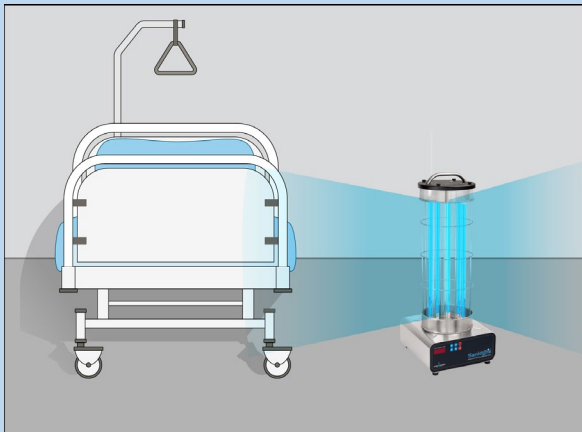
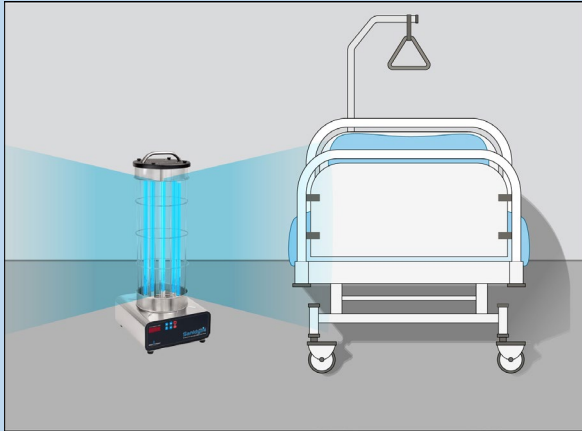
ATLANTIC  **ULTRAVIOLET**
CORPORATION®
SINCE 1963

User's Guide - Safety First

Sanidyne®

ULTRAVIOLET PORTABLE AREA SANITIZERS

PRIME ❄️ | PRIME ❄️ REMOTE | PLUS + | PREMIUM ⚙️



UNIT PLACEMENT

For areas where ultraviolet rays are obstructed, multiple treatments in other locations in the area are required.

See Page 10 (Page 8 for the Prime Model) of your Owner's Manual

Sales@AtlanticUV.com – 631-273-0500 – Ultraviolet.com – BuyUltraviolet.com

ATLANTIC  **ULTRAVIOLET**
CORPORATION®

SINCE 1963

User's Guide - Safety First

Sanidyne®


ULTRAVIOLET PORTABLE AREA SANITIZERS

PRIME ❄️ | PRIME ❄️ REMOTE | PLUS + | PREMIUM ⚙️

UNIT PLACEMENT

Access to the room MUST be avoided while the Sanidyne® is operating.

See Page 10 (Page 8 for the Prime Model) of your Owner's Manual



User's Guide - Safety First

UNIT OPERATION

All Models have a Keypad Controller, 24-Hour Interval Timer, a 1-Minute and 30 Second Audible Exit Warning.

The Prime Remote, Plus and Premium have Occupancy Sensors and a Remote Control.

See Page 11-12 (Page 9-10 for the Prime Model)
of your Owner's Manual

Sales@AtlanticUV.com – 631-273-0500 – Ultraviolet.com – BuyUltraviolet.com

Sanidyne®

ULTRAVIOLET PORTABLE AREA SANITIZERS

PRIME ❄️ | PRIME ❄️ REMOTE | PLUS + | PREMIUM ⚙️



ATLANTIC **U** **ULTRAVIOLET**
CORPORATION®

SINCE 1963

User's Guide - Safety First

Sanidyne®

ULTRAVIOLET PORTABLE AREA SANITIZERS

PRIME ❄️ | PRIME ❄️ REMOTE | PLUS + | PREMIUM ⚙️

TREATMENT TIME

Determine the treatment time by size of the room, and the distance from the unit.

For rooms where ultraviolet rays are obstructed, it might require multiple treatments.

See Page 13 (Page 10 for the Prime Model) of your Owner's Manual

User's Guide - Safety First

MAINTENANCE

Always disconnect power to **Sanidyne**® before performing any service or maintenance.

Regular Visual Inspection of lamps and **Sanidyne**® should be performed, average effective life of lamps are 13,000 hours. All lamps should be replaced at the same time.

See Page 14 (Page 11-12 for the Prime Model)
of your Owner's Manual

Sales@AtlanticUV.com – 631-273-0500 – Ultraviolet.com – BuyUltraviolet.com

Sanidyne®

ULTRAVIOLET PORTABLE AREA SANITIZERS

PRIME ❄️ | PRIME ❄️ REMOTE | PLUS + | PREMIUM ⚙️



AU SINCE 1963
ATLANTIC ULTRAVIOLET
CORPORATION®

User's Guide - Safety First

MAINTENANCE

[!CAUTION] Breakage - Broken Quartz is SHARP. Wear Protective Gloves. Sweep up debris into a plastic bag and dispose of in accordance with local and/ or state regulations.


For Disposal of **Sanidyne**[®] Lamps see Owner's Manual

See Page 14 (Page 12 for the Prime Model) of your Owner's Manual

Sanidyne[®]

ULTRAVIOLET PORTABLE AREA SANITIZERS

PRIME ❄️ | PRIME ❄️ REMOTE | PLUS ➕ | PREMIUM ⚙️



User's Guide - Safety First

MAINTENANCE

The Prime and Prime Remote fuse is contained in a small plastic tray at bottom of the power connector. Open the tray (Spare Fuse is Clipped in Front of Active Fuse).


See Page 13 for Prime, Page 15 for the Prime Remote of your Owner's Manual

Sales@AtlanticUV.com – 631-273-0500 – Ultraviolet.com – BuyUltraviolet.com

Sanidyne®

ULTRAVIOLET PORTABLE AREA SANITIZERS

PRIME ❄️ | PRIME ❄️ REMOTE | PLUS + | PREMIUM ⚙️



ATLANTIC **U** **ULTRAVIOLET**
CORPORATION®

SINCE 1963

User's Guide - Safety First

Sanidyne®

ULTRAVIOLET PORTABLE AREA SANITIZERS

PRIME ❄️ | PRIME ❄️ REMOTE | PLUS + | PREMIUM ⚙️

TROUBLESHOOTING

Always disconnect power to the **Sanidyne®** before performing any service or maintenance.

Sanidyne® Sanitizers are to be serviced **ONLY** by qualified and factory authorized personnel.

See Page 15 (Page 12 for the Prime Remote Model)
of your Owner's Manual

User's Guide - Safety First

Sanidyne®

ULTRAVIOLET PORTABLE AREA SANITIZERS

PRIME ❄️ | PRIME ❄️ REMOTE | PLUS + | PREMIUM ⚙️

TECHNICAL SPECIFICATIONS

Model Specification, Voltage, Amperage, Hertz, Maximum Treatment Time, Weight, Dimensions and Lamp Data can all be found in your Owner's Manual.

See Page 13 for the Prime, Page 16 for Prime Remote, Page 15 for the Plus and Premium of your Owner's Manual

User's Guide - Safety First

OPTIONAL ACCESSORIES & REPLACEMENT PARTS

**See Page 14 for the Prime, Page 17 for Prime Remote,
Page 16 for the Plus and Premium of your Owner's Manual**

Contact a UV Application Specialist with Any Questions.

Sanidyne®

ULTRAVIOLET PORTABLE AREA SANITIZERS

PRIME ❄️ | PRIME ❄️ REMOTE | PLUS + | PREMIUM ⚙️

Sanidyne®

ULTRAVIOLET PORTABLE AREA SANITIZERS

PRIME ❄️ | PRIME ❄️ REMOTE | PLUS + | PREMIUM ⚙️

Sales@AtlanticUV.com

631-273-0500

Ultraviolet.com

BuyUltraviolet.com



The information and recommendations contained in this publication are based upon data collected by Atlantic Ultraviolet Corporation® and are believed to be correct. However, no guarantee or warranty of any kind, expressed or implied, is made with respect to the information contained herein. Specifications and information are subject to change without notice.

SINCE 1963
ATLANTIC **U** **ULTRAVIOLET**
CORPORATION®