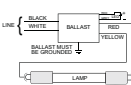



## Specifications

<b>Model Number:</b>	<b>10-0400</b>
<b>Input Voltage:</b>	23–25v AC (47–63 Hz.)
<b>Output Frequency:</b>	40 kHz.
<b>LED Output:</b>	+5v DC Max. 5 ma
<b>Lamp Types:</b>	See Chart on Next Page
<b>Size:</b>	8.5" x 1.7" x 1.02"
<b>Weight:</b>	8 oz.
<b>Mounting:</b>	Slotted Mounting Tabs
<b>Special Features:</b>	Lamp Status Indication via +5v DC Signal Output (Connection to LED Required) Ballast Must be Grounded



<p><b>10-0400</b> <b>24v AC/DC</b> <b>Max. Current 2.0 A</b></p>	<p>70-0018A</p> <p><b>ATLANTIC ULTRAVIOLET CORPORATION®</b></p> <p>375 Marcus Blvd. • Hauppauge, NY 11788 631.273.0500 • Sales@AtlanticUV.com Ultraviolet.com • BuyUltraviolet.com</p>	<p>Supply Voltage: 24v AC/DC Current (Max): 2.0 A Lamp Power: 10 – 40 W Lamp Current: 0.315 – 0.350 A Ambient Temp: -10° – +40°C LED Output: +5 VDC Max. 5 ma</p> <p><b>Surelite™</b> ELECTRONIC BALLAST</p> 	<p> Failure to ground all Direct Current (DC) ballasts and/or the equipment it is employed in can result in serious injury or death.</p> <p><b>WARNING</b> Disconnect Power before servicing or relamping.</p>
--	--	---	---

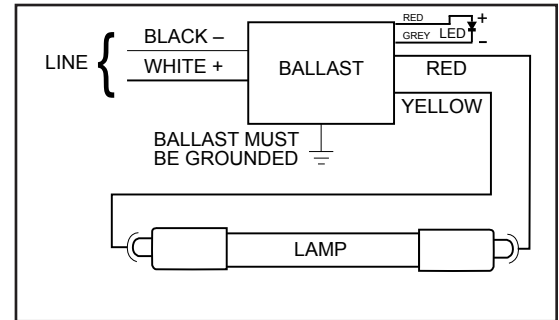
The information and recommendations contained in this publication are based upon data collected by the Atlantic Ultraviolet Corporation® and are believed to be correct. However, no guarantee or warranty of any kind, expressed or implied, is made with respect to the information contained herein. Specifications and information are subject to change without notice.

## Lamp Types

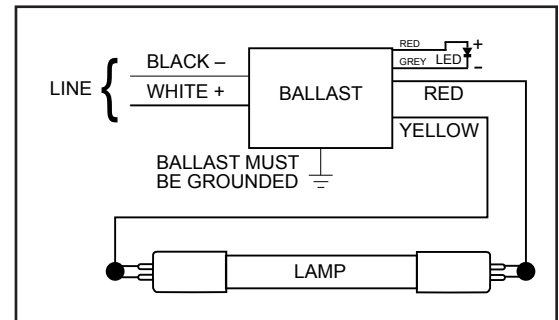
Instant Start/Preheat Low Ozone	Instant Start/Preheat Ozone Producing	Wiring Diagram
G12T5L	G12T5VH	1
G10T5½L	G10T5½VH	1
G18T5L	G18T5VH	1
G24T5L	G24T5VH	1
G30T5L	G30T5VH	1
G36T5L	G36T5VH	1
GPH212T5L	GPH212T5VH	2
GPH254T5L	GPH254T5VH	2
GPH357T5L	GPH357T5VH	2
GPH436T5L	GPH436T5VH	2
GPH620T5L	GPH620T5VH	2
GPH843T5L	GPH843T5VH	2

This ballast may be acceptable for use with lamps not listed here.  
Contact us to discuss your requirement.

## Connections



Wiring Diagram 1



Wiring Diagram 2

If LED feature is not used, cut and cap off positive and negatives wires individually.

## Warnings

Many individuals regard ballasts and units powered by 12 volt and 24 volt Direct Current (DC) to be relatively benign from a safety standpoint. However, a DC ballast, in order to operate an ultraviolet discharge lamp, must produce an output as high as 600 volts. This voltage is high enough to produce a very serious or even lethal electric shock. **IT IS IMPERATIVE** that all DC ballasts and DC ultraviolet units be wired and grounded appropriately.

### Note Warning Labels:

**⚠ WARNING:** The equipment that this ballast is utilized with **MUST** be grounded in accordance with local codes and the National Electrical Code. Failure to do so may result in serious personal injury. All wiring must be done by a qualified electrician.

70-0019