
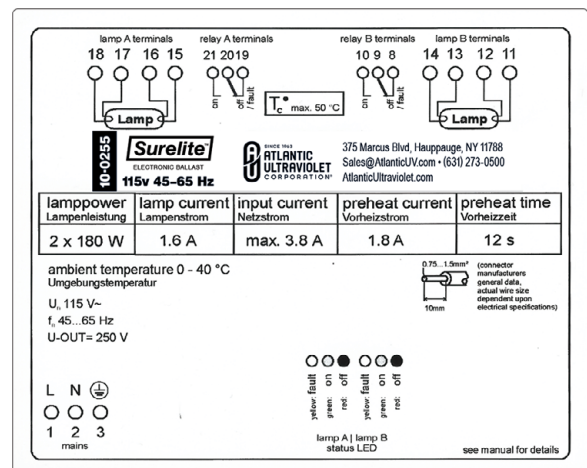


## Specifications

<b>Model Number:</b>	<b>10-0255</b>
<b>Input Voltage:</b>	115v AC
<b>Frequency:</b>	45–65 Hz.
<b>Lamp Type:</b>	See Chart on Next Page
<b>Size:</b>	9.76" x 5.89" x 2.32"
<b>Weight:</b>	1 lb. 2 oz.
<b>Mounting:</b>	Slotted Mounting Tabs



- Preheat start ballast for 4-pin lamp operation, optimal preheat settings for soft lamp start
- Powers two lamps, independent lamp operation even if one lamp is defective or disconnected
- Lamp and ballast status indication by LEDs and potential free relay contacts

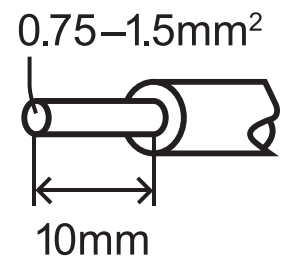
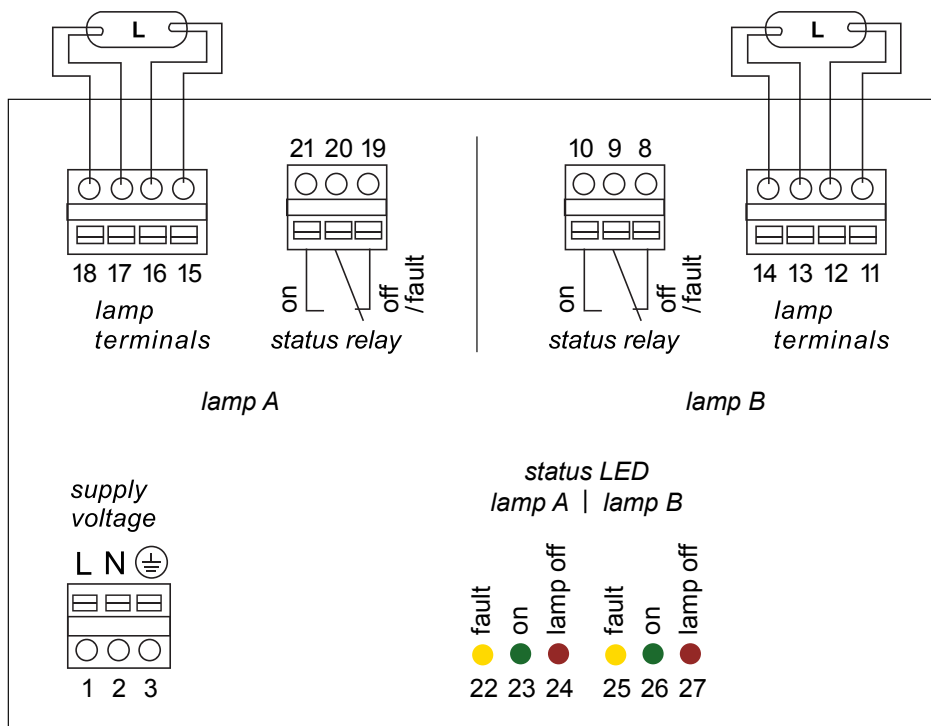


The information and recommendations contained in this publication are based upon data collected by the Atlantic Ultraviolet Corporation® and are believed to be correct. However, no guarantee or warranty of any kind, expressed or implied, is made with respect to the information contained herein. Specifications and information are subject to change without notice.

## Lamp Types

Lamp Types	Qty.
GPHVA1148T6L	2

## Wiring Diagram



### supply voltage

- 1) mains (L)
- 2) mains (N)
- 3) protective earth (PE)

### lamp terminals

- lamp B:** terminals 11.–14.  
**lamp A:** terminals 15.–18.

### status LED lamp A:

- 22) yellow: fault  
23) green: lamp operation  
24) red: lamp off

### status relay lamp B:

- 8) NC contact (lamp off/fault condition)  
9) Relay common  
10) NO contact (lamp on)

### status relay lamp A:

- 19) NC contact (lamp off/fault condition)  
20) Relay common  
21) NO contact (lamp on)

### status LED lamp B:

- 25) yellow: fault  
26) green: lamp operation  
27) red: lamp off