


Specifications

Model Number:	10-0267
Input Voltage:	120–277v AC
Frequency:	50/60 Hz.
Lamp Types:	See Chart on Next Page
Certifications:	CSA, UL #E191525 / RoHS
Size:	11-11/16" x 3-3/32" x 1-13/16"
Weight:	4.3 lbs.
Mounting:	Screw Holes on Mounting Tabs
Special Features:	Can Operate 1 or 2 HO Lamps



1. Ground case in accordance with the National Electric Code.
2. Remote mounting distance varies with lamp type; consult factory with requirements.



<p>10-0267 120-277V 50/60 Hz</p>	<p>ATLANTIC ULTRAVIOLET CORPORATION®</p> <p>(631) 273-0500 • Fax: (631) 273-0771 Sales@AtlanticUV.com • AtlanticUltraviolet.com 375 Marcus Boulevard, Hauppauge, NY 11788</p>	<p>Wiring Diagram:</p>	<p>Electronic Ballast Part No: 10-0267 Volts: 120–277 Hertz: 50/60</p> <p>High Power Factor No PCBs Open Circuit Volts: 620v AC</p>	<p>Surelite™ ELECTRONIC BALLAST</p> <p>UL 753H RoHS</p> <p>DANGER HIGH VOLTAGE</p> <p>PARALLEL WIRING ONLY BALLAST CASE MUST BE GROUNDED FOR USE WITH ONE (1) OR TWO (2) GHO36T5-GHO64T5 U.V. LAMPS FOR ONE LAMP APPLICATION, CAP UNUSED BLUE LEAD, INSULATE 600V DISCONNECT ALL INPUT POWER BEFORE INSTALLING OR SERVICING</p>
---	--	------------------------	--	--

70-0041

The information and recommendations contained in this publication are based upon data collected by the Atlantic Ultraviolet Corporation® and are believed to be correct. However, no guarantee or warranty of any kind, expressed or implied, is made with respect to the information contained herein. Specifications and information are subject to change without notice.

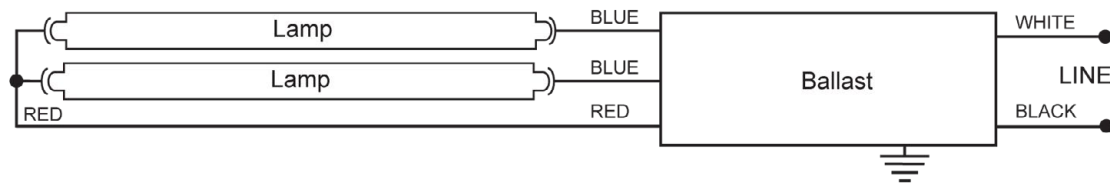
Lamp Types

G10T5HO
GPH357T5/HO
GPH436T5/HO
G36T5HO
GPH843T5/HO
G64T5HO
GPH1554T5/HO

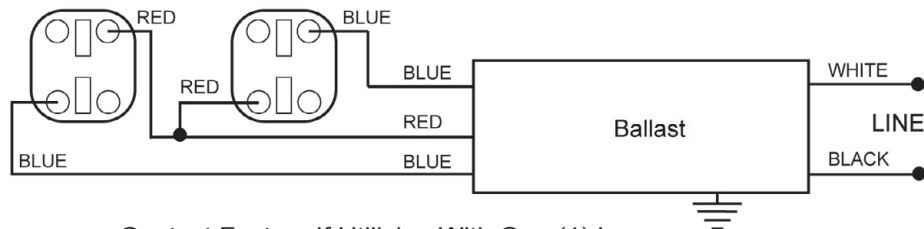
This ballast may be acceptable for use with lamps not listed here. Contact us to discuss your requirement.

Connections

Single Pin Wiring Diagram



4 Pin Wiring Diagram



Contact Factory If Utilizing With One (1) Lamp.