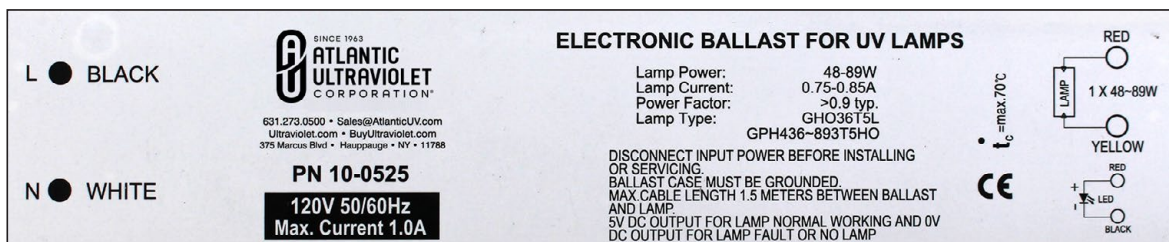


Specifications

Model Number: 10-0525
Input Voltage: 120v AC
Frequency: 50/60 Hz.
Lamp Types: See Chart On Next Page
Certifications: CE
Size: 8.5" x 1.72" x 1.0"
Weight: 14 oz.
Mounting: Slotted Mounting Tabs



1. Ground case in accordance with the National Electric Code.
2. Remote mounting distance varies with lamp type. Consult factory with requirements.
3. LED: 5v DC output for lamp normal. 0v DC output for lamp fault.
4. For miniature bipin lamps as well as medium bipin lamps, add jumper between socket contacts, of the lampholder, before connecting the RED and YELLOW wires. (See over)

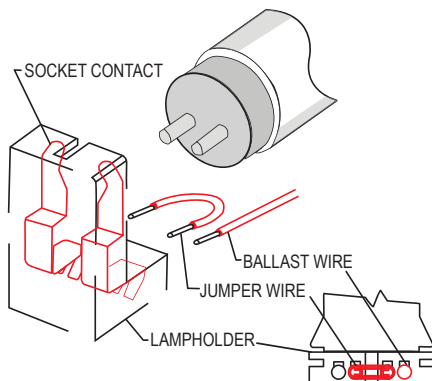


The information and recommendations contained in this publication are based upon data collected by the Atlantic Ultraviolet Corporation® and are believed to be correct. However, no guarantee or warranty of any kind, expressed or implied, is made with respect to the information contained herein. Specifications and information are subject to change without notice.

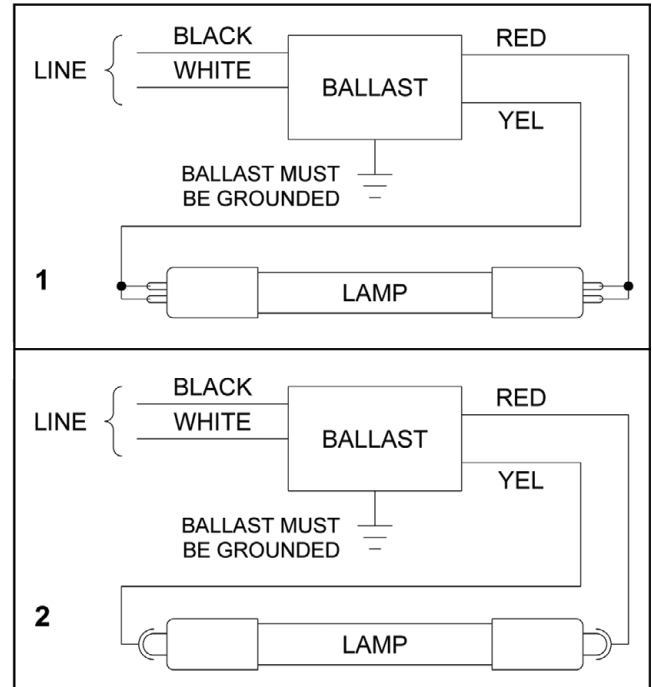
Lamp Types

Lamp Types	Wiring Diagram
GHO18–GHO36T5	2
GPH436–893T5HO	1

This ballast may be acceptable for use with lamps not listed here. Contact us to discuss your requirement.



Wiring Diagrams



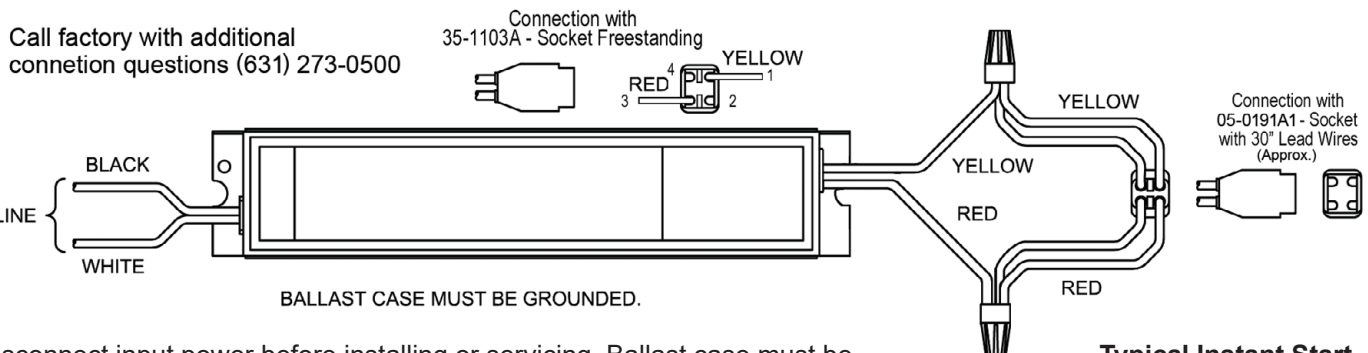
NOTE: For 4-Pin Single Ended Lamps, See Wiring Diagram Below.

Wiring Jumper Detail

For Miniature Bipin and Medium Bipin Lamps, add jumper between socket contacts of the lampholder before connecting the RED and YELLOW wires.

Connections

4-Pin Wiring Diagram (Single Ended)



Disconnect input power before installing or servicing. Ballast case must be grounded. Max cable length 5 feet (1.5 meters) between ballast and lamp. 5v DC output for lamp normal working and 0v DC output for lamp fault or no lamp.

Typical Instant Start Ballast Connections for Preheat Lamps